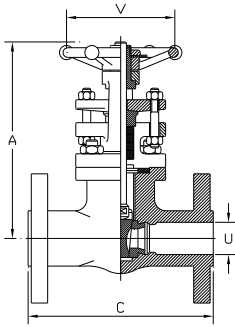


GATE VALVES - FLANGED ENDS

CLASS. 150
 BOLTED OR WELDED BONNET
 MOD: 81A R.B.
 MOD: 61A F.B.



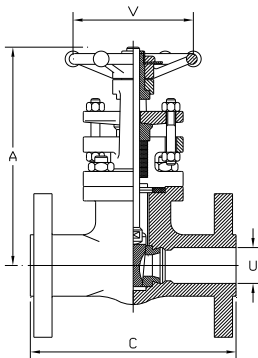
API 602 - REDUCE BORE

SIZE	A open	C	PORT	U	V	Kg.
1/2"	148	108	10	18	78	2.9
3/4"	175	118	14	22	78	3.7
1"	195	127	18	27	98	6.3
1.1/2"	275	165	30	43	140	11
2"	290	178	36.5	49	140	17.5

API 600 - FULL BORE

SIZE	A open	C	PORT	U	V	Kg.
1/2"	148	108	14	18	78	2.9
3/4"	195	118	18	22	98	3.7
1"	275	127	24	27	140	6.3
1.1/2"	290	165	36	43	140	11
2"	290	178	48	49	140	17.5

CLASS. 300
 BOLTED OR WELDED BONNET
 MOD: 81B R.B.
 MOD: 61B F.B.



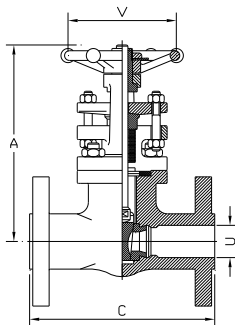
API 602 - REDUCE BORE

SIZE	A open	C	PORT	U	V	Kg.
1/2"	148	140	10	18	78	3.2
3/4"	175	152	14	22	78	4.1
1"	195	165	18	27	98	6.6
1.1/2"	275	190	30	43	140	12.5
2"	290	216	36.5	49	140	19

API 600 - FULL BORE

SIZE	A open	C	PORT	U	V	Kg.
1/2"	175	140	14	18	78	4
3/4"	190	152	18	22	98	6
1"	260	165	24	28	120	11
1.1/2"	295	190	33	43	140	15
2"	310	216	48	52	180	21

CLASS. 600
 BOLTED OR WELDED BONNET
 MOD: 81C R.B.
 MOD: 61C F.B.



API 602 - REDUCE BORE

SIZE	A open	C	PORT	U	V	Kg.
1/2"	148	92	10	18	78	3.8
3/4"	175	191	14	22	78	5.6
1"	195	216	18	27	98	8.4
1.1/2"	275	241	30	43	140	16.2
2"	290	292	36.5	49	140	20.6

API 600 - FULL BORE

SIZE	A open	C	PORT	U	V	Kg.
1/2"	148	165	14	18	78	3.8
3/4"	175	191	18	22	78	5.6
1"	195	216	24	27	98	8.4
1.1/2"	275	241	36	43	140	16.2
2"	325	292	48	49	140	20.6