

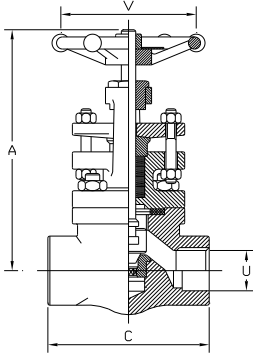
GLOBE VALVES - SOCKET WELD - THREADED - BUTT WELD ENDS

CLASS. 800

BOLTED OR WELDED BONNET

MOD: 083SW - 083TH - 083BW R.B.

MOD: 063SW - 063TH - 063BW F.B.



API 602 - REDUCE BORE

SIZE	A open	C	PORT	U	V	Kg.
1/2"	154	80	8.5	21.8	78	1.7
3/4"	180	90	12.5	27.1	78	2.6
1"	200	110	17	33.8	98	3.5
1.1/2"	280	130	24	48.7	140	7.2
2"	295	130	29	61.1	140	8.8

API 600 - FULL BORE

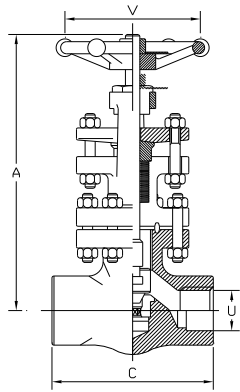
SIZE	A open	C	PORT	U	V	Kg.
1/2"	180	90	12	21.8	78	3
3/4"	200	110	17	27.1	98	4
1"	270	130	22	33.8	140	7
1.1/2"	290	130	35	48.7	140	8.5
2"	340	160	44	61.1	180	15

CLASS. 1500

BOLTED OR WELDED BONNET

MOD: 053SW - 053TH - 053BW R.B.

MOD: 153SW - 153TH - 153BW F.B.



API 602 - REDUCE BORE

SIZE	A open	C	PORT	U	V	Kg.
1/2"	180	90	10	21.8	78	2.5
3/4"	200	110	12	27.1	98	4
1"	270	130	16	33.8	140	7
1.1/2"	290	130	27	48.7	140	8.5
2"	340	160	32	61.1	180	15

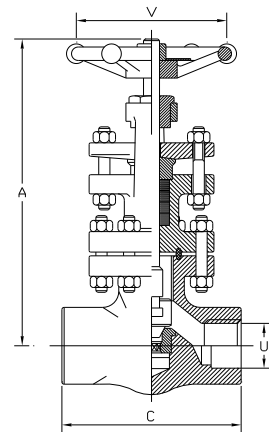
API 600 - FULL BORE

SIZE	A open	C	PORT	U	V	Kg.
1/2"	223	80	11	21.8	98	3.7
3/4"	253	92	14.5	27.1	140	5.5
1"	295	114	19	33.8	140	7.4
1.1/2"	320	160	31	48.7	180	11
2"	400	184	37.5	61.1	300	26

CLASS. 2500

BOLTED OR WELDED BONNET

MOD: 253SW - 253TH - 253BW



API 600 - FULL BORE

SIZE	A open	C	PORT	U	V	Kg.
1/2"	263	92	11	21.8	140	5.1
3/4"	305	114	14.5	27.1	140	8
1"	336	128	19	33.8	180	12
1.1/2"	416	184	31	48.7	300	28
2"	476	228	37.5	61.1	300	40